

STRAUMANN iEXCEL™
PRODUCT CATALOG
2025



TABLE OF CONTENTS

1. BLC, BLX, TLC AND TLX IMPLANTS	5
1.1 BLC and BLX Implants	5
1.1.1 BLC Implants SLActive®	5
1.1.2 BLX Implants SLActive®	6
1.1.3 BLC Implants SLA®	7
1.1.4 BLX Implants SLA®	8
1.2 TLC and TLX Implants	9
1.2.1 TLC Implants SLActive®	9
1.2.2 TLX Implants SLActive®	10
1.2.3 TLC Implants SLA®	12
1.2.4 TLX Implants SLA®	13
2. BLC, BLX, TLC AND TLX SURGICAL INSTRUMENTS	15
2.1 A Module	15
2.1.1 Profile drills 2 for TLC and TLX implants	15
2.1.2 Bone Profilers for BLC and BLX	16
2.1.3 Bone Profilers for TLC and TLX	16
2.1.4 Abutment removal kit	16
2.2 B Module	16
2.3 ProClean Cassettes & Auxilliary parts	18
3. BLC AND BLX PROSTHETIC COMPONENTS	19
3.1 BLC and BLX Closure Caps	19
3.2 BLC and BLX Healing Abutments for Crown	19
3.3 BLC and BLX Healing Abutments for Bridge	20
3.4 BLC and BLX Straumann® Anatomique Healing Abutments XC (AHA)	21
3.5 BLC and BLX Impression Components	21
3.6 BLC and BLX Analogs	22
3.7 BLC and BLX Digital Impression	22
3.8 BLC and BLX Temporary Abutments	22
3.9 BLC and BLX Replacement Screws	23
3.10 BLC and BLX Anatomic Abutments	23
3.11 BLC and BLX Gold Abutments	23
3.12 BLC and BLX Variobase® for Crown	24
3.13 BLC and BLX Variobase® for Crown AS	24
3.14 BLC and BLX Variobase® for Bridge/Bar Cylindrical	24
3.15 BLC and BLX Variobase® XC for Crown	25
3.16 BLC and BLX Variobase® XC for Crown AS	25
3.17 BLC and BLX Variobase® XC for Bridge/Bar	26
3.18 BLC and BLX Variobase® XC for Bridge/Bar AS	26
3.19 BLC and BLX Variobase® C	27
3.20 BLC and BLX Screw-retained Abutments	27
3.21 BLC and BLX Pre-milled Abutment Blanks	30
3.22 BLC and BLX Novaloc® Abutments	30

4.	TLC AND TLX PROSTHETIC COMPONENTS	32
4.1	TLC and TLX Closure Caps	32
4.2	TLC and TLX Healing Caps	32
4.3	TLC and TLX Impression Components	32
4.4	TLC and TLX Implant Analogs	33
4.5	TLC and TLX Digital Impression	33
4.6	TLC and TLX Temporary Abutments	33
4.7	TLC and TLX Replacement Screws	34
4.8	TLC and TLX Variobase® for Crown	34
4.9	TLC and TLX Variobase® for Crown AS	34
4.10	TLC and TLX Variobase® for Bridge/Bar Cylindrical	35
4.11	TLC and TLX Variobase® XC for Crown	35
4.12	TLC and TLX Variobase® XC for Crown AS	35
4.13	TLC and TLX Variobase® XC for Bridge/Bar	36
4.14	TLC and TLX Variobase® XC for Bridge/Bar AS	36
4.15	TLC and TLX Variobase® C	36
4.16	TLC and TLX Cementable Abutments	37
4.17	TLC and TLX Gold Abutments	37
4.18	TLC and TLX Pre-Milled Abutment Blanks	37
4.19	TLC and TLX Novaloc® Abutments	38

1. BLC, BLX, TLC AND TLX IMPLANTS

1.1 BLC AND BLX IMPLANTS





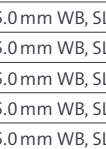


1.1.1 BLC Implants SLActive®

Art. No.	Image	Article	Dimensions	Material
035.9008S		Straumann BLC™ Implant	Ø 3.3 mm RB, SLActive® 8 mm	Roxolid®
035.9010S			Ø 3.3 mm RB, SLActive® 10 mm	
035.9012S			Ø 3.3 mm RB, SLActive® 12 mm	
035.9014S			Ø 3.3 mm RB, SLActive® 14 mm	
035.9016S			Ø 3.3 mm RB, SLActive® 16 mm	
035.9018S			Ø 3.3 mm RB, SLActive® 18 mm	
035.9206S		Straumann BLC™ Implant	Ø 3.75 mm RB, SLActive® 6 mm	Roxolid®
035.9208S			Ø 3.75 mm RB, SLActive® 8 mm	
035.9210S			Ø 3.75 mm RB, SLActive® 10 mm	
035.9212S			Ø 3.75 mm RB, SLActive® 12 mm	
035.9214S			Ø 3.75 mm RB, SLActive® 14 mm	
035.9216S			Ø 3.75 mm RB, SLActive® 16 mm	
035.9218S	Ø 3.75 mm RB, SLActive® 18 mm			
035.9306S		Straumann BLC™ Implant	Ø 4.0 mm RB, SLActive® 6 mm	Roxolid®
035.9308S			Ø 4.0 mm RB, SLActive® 8 mm	
035.9310S			Ø 4.0 mm RB, SLActive® 10 mm	
035.9312S			Ø 4.0 mm RB, SLActive® 12 mm	
035.9314S			Ø 4.0 mm RB, SLActive® 14 mm	
035.9316S			Ø 4.0 mm RB, SLActive® 16 mm	
035.9318S	Ø 4.0 mm RB, SLActive® 18 mm			
035.9406S		Straumann BLC™ Implant	Ø 4.5 mm WB, SLActive® 6 mm	Roxolid®
035.9408S			Ø 4.5 mm WB, SLActive® 8 mm	
035.9410S			Ø 4.5 mm WB, SLActive® 10 mm	
035.9412S			Ø 4.5 mm WB, SLActive® 12 mm	
035.9414S			Ø 4.5 mm WB, SLActive® 14 mm	
035.9416S			Ø 4.5 mm WB, SLActive® 16 mm	
035.9418S	Ø 4.5 mm WB, SLActive® 18 mm			
035.9506S		Straumann BLC™ Implant	Ø 5.0 mm WB, SLActive® 6 mm	Roxolid®
035.9508S			Ø 5.0 mm WB, SLActive® 8 mm	
035.9510S			Ø 5.0 mm WB, SLActive® 10 mm	
035.9512S			Ø 5.0 mm WB, SLActive® 12 mm	
035.9514S			Ø 5.0 mm WB, SLActive® 14 mm	
035.9516S			Ø 5.0 mm WB, SLActive® 16 mm	
035.9518S	Ø 5.0 mm WB, SLActive® 18 mm			
035.9706S		Straumann BLC™ Implant	Ø 5.5 mm WB, SLActive® 6 mm	Roxolid®
035.9708S			Ø 5.5 mm WB, SLActive® 8 mm	
035.9710S			Ø 5.5 mm WB, SLActive® 10 mm	
035.9712S			Ø 5.5 mm WB, SLActive® 12 mm	
035.9714S			Ø 5.5 mm WB, SLActive® 14 mm	
035.9716S			Ø 5.5 mm WB, SLActive® 16 mm	
035.9806S		Straumann BLC™ Implant	Ø 6.5 mm WB, SLActive® 6 mm	Roxolid®
035.9808S			Ø 6.5 mm WB, SLActive® 8 mm	
035.9810S			Ø 6.5 mm WB, SLActive® 10 mm	
035.9812S			Ø 6.5 mm WB, SLActive® 12 mm	
035.9814S			Ø 6.5 mm WB, SLActive® 14 mm	
035.9816S			Ø 6.5 mm WB, SLActive® 16 mm	





1.1.2 BLX Implants SLActive®

Art. No.	Image	Article	Dimensions	Material
061.3308		Straumann BLX™ Implant	Ø 3.5 mm RB, SLActive® 8 mm	Roxolid®
061.3310			Ø 3.5 mm RB, SLActive® 10 mm	
061.3312			Ø 3.5 mm RB, SLActive® 12 mm	
061.3314			Ø 3.5 mm RB, SLActive® 14 mm	
061.3316			Ø 3.5 mm RB, SLActive® 16 mm	
061.3318			Ø 3.5 mm RB, SLActive® 18 mm	
061.4306		Straumann BLX™ Implant	Ø 3.75 mm RB, SLActive® 6 mm	Roxolid®
061.4308			Ø 3.75 mm RB, SLActive® 8 mm	
061.4310			Ø 3.75 mm RB, SLActive® 10 mm	
061.4312			Ø 3.75 mm RB, SLActive® 12 mm	
061.4314			Ø 3.75 mm RB, SLActive® 14 mm	
061.4316			Ø 3.75 mm RB, SLActive® 16 mm	
061.4318	Ø 3.75 mm RB, SLActive® 18 mm			
061.5306		Straumann BLX™ Implant	Ø 4.0 mm RB, SLActive® 6 mm	Roxolid®
061.5308			Ø 4.0 mm RB, SLActive® 8 mm	
061.5310			Ø 4.0 mm RB, SLActive® 10 mm	
061.5312			Ø 4.0 mm RB, SLActive® 12 mm	
061.5314			Ø 4.0 mm RB, SLActive® 14 mm	
061.5316			Ø 4.0 mm RB, SLActive® 16 mm	
061.5318	Ø 4.0 mm RB, SLActive® 18 mm			
061.6306		Straumann BLX™ Implant	Ø 4.5 mm RB, SLActive® 6 mm	Roxolid®
061.6308			Ø 4.5 mm RB, SLActive® 8 mm	
061.6310			Ø 4.5 mm RB, SLActive® 10 mm	
061.6312			Ø 4.5 mm RB, SLActive® 12 mm	
061.6314			Ø 4.5 mm RB, SLActive® 14 mm	
061.6316			Ø 4.5 mm RB, SLActive® 16 mm	
061.6318	Ø 4.5 mm RB, SLActive® 18 mm			
061.7306		Straumann BLX™ Implant	Ø 5.0 mm WB, SLActive® 6 mm	Roxolid®
061.7308			Ø 5.0 mm WB, SLActive® 8 mm	
061.7310			Ø 5.0 mm WB, SLActive® 10 mm	
061.7312			Ø 5.0 mm WB, SLActive® 12 mm	
061.7314			Ø 5.0 mm WB, SLActive® 14 mm	
061.7316			Ø 5.0 mm WB, SLActive® 16 mm	
061.7318	Ø 5.0 mm WB, SLActive® 18 mm			
061.8306		Straumann BLX™ Implant	Ø 5.5 mm WB, SLActive® 6 mm	Roxolid®
061.8308			Ø 5.5 mm WB, SLActive® 8 mm	
061.8310			Ø 5.5 mm WB, SLActive® 10 mm	
061.8312			Ø 5.5 mm WB, SLActive® 12 mm	
061.8314			Ø 5.5 mm WB, SLActive® 14 mm	
061.8316			Ø 5.5 mm WB, SLActive® 16 mm	
061.9306		Straumann BLX™ Implant	Ø 6.5 mm WB, SLActive® 6 mm	Roxolid®
061.9308			Ø 6.5 mm WB, SLActive® 8 mm	
061.9310			Ø 6.5 mm WB, SLActive® 10 mm	
061.9312			Ø 6.5 mm WB, SLActive® 12 mm	
061.9314			Ø 6.5 mm WB, SLActive® 14 mm	
061.9316			Ø 6.5 mm WB, SLActive® 16 mm	

1.1.3 BLC Implants SLA®









Art. No.	Image	Article	Dimensions	Material
035.8008S		Straumann BLC™ Implant	Ø 3.3 mm RB, SLA® 8 mm	Roxolid®
035.8010S			Ø 3.3 mm RB, SLA® 10 mm	
035.8012S			Ø 3.3 mm RB, SLA® 12 mm	
035.8014S			Ø 3.3 mm RB, SLA® 14 mm	
035.8016S			Ø 3.3 mm RB, SLA® 16 mm	
035.8018S			Ø 3.3 mm RB, SLA® 18 mm	
035.8206S		Straumann BLC™ Implant	Ø 3.75 mm RB, SLA® 6 mm	Roxolid®
035.8208S			Ø 3.75 mm RB, SLA® 8 mm	
035.8210S			Ø 3.75 mm RB, SLA® 10 mm	
035.8212S			Ø 3.75 mm RB, SLA® 12 mm	
035.8214S			Ø 3.75 mm RB, SLA® 14 mm	
035.8216S			Ø 3.75 mm RB, SLA® 16 mm	
035.8218S	Ø 3.75 mm RB, SLA® 18 mm			
035.8306S		Straumann BLC™ Implant	Ø 4.0 mm RB, SLA® 6 mm	Roxolid®
035.8308S			Ø 4.0 mm RB, SLA® 8 mm	
035.8310S			Ø 4.0 mm RB, SLA® 10 mm	
035.8312S			Ø 4.0 mm RB, SLA® 12 mm	
035.8314S			Ø 4.0 mm RB, SLA® 14 mm	
035.8316S			Ø 4.0 mm RB, SLA® 16 mm	
035.8318S	Ø 4.0 mm RB, SLA® 18 mm			
035.8406S		Straumann BLC™ Implant	Ø 4.5 mm RB, SLA® 6 mm	Roxolid®
035.8408S			Ø 4.5 mm RB, SLA® 8 mm	
035.8410S			Ø 4.5 mm RB, SLA® 10 mm	
035.8412S			Ø 4.5 mm RB, SLA® 12 mm	
035.8414S			Ø 4.5 mm RB, SLA® 14 mm	
035.8416S			Ø 4.5 mm RB, SLA® 16 mm	
035.8418S	Ø 4.5 mm RB, SLA® 18 mm			
035.8506S		Straumann BLC™ Implant	Ø 5.0 mm WB, SLA® 6 mm	Roxolid®
035.8508S			Ø 5.0 mm WB, SLA® 8 mm	
035.8510S			Ø 5.0 mm WB, SLA® 10 mm	
035.8512S			Ø 5.0 mm WB, SLA® 12 mm	
035.8514S			Ø 5.0 mm WB, SLA® 14 mm	
035.8516S			Ø 5.0 mm WB, SLA® 16 mm	
035.8518S	Ø 5.0 mm WB, SLA® 18 mm			
035.8706S		Straumann BLC™ Implant	Ø 5.5 mm WB, SLA® 6 mm	Roxolid®
035.8708S			Ø 5.5 mm WB, SLA® 8 mm	
035.8710S			Ø 5.5 mm WB, SLA® 10 mm	
035.8712S			Ø 5.5 mm WB, SLA® 12 mm	
035.8714S			Ø 5.5 mm WB, SLA® 14 mm	
035.8716S			Ø 5.5 mm WB, SLA® 16 mm	
035.8806S		Straumann BLC™ Implant	Ø 6.5 mm WB, SLA® 6 mm	Roxolid®
035.8808S			Ø 6.5 mm WB, SLA® 8 mm	
035.8810S			Ø 6.5 mm WB, SLA® 10 mm	
035.8812S			Ø 6.5 mm WB, SLA® 12 mm	
035.8814S			Ø 6.5 mm WB, SLA® 14 mm	
035.8816S			Ø 6.5 mm WB, SLA® 16 mm	

1.1.4 BLX Implants SLA®

Art. No.	Image	Article	Dimensions	Material
061.3508		Straumann BLX™ Implant	Ø 3.5 mm RB, SLA® 8 mm	Roxolid®
061.3510			Ø 3.5 mm RB, SLA® 10 mm	
061.3512			Ø 3.5 mm RB, SLA® 12 mm	
061.3514			Ø 3.5 mm RB, SLA® 14 mm	
061.3516			Ø 3.5 mm RB, SLA® 16 mm	
061.3518			Ø 3.5 mm RB, SLA® 18 mm	
061.4506		Straumann BLX™ Implant	Ø 3.75 mm RB, SLA® 6 mm	Roxolid®
061.4508			Ø 3.75 mm RB, SLA® 8 mm	
061.4510			Ø 3.75 mm RB, SLA® 10 mm	
061.4512			Ø 3.75 mm RB, SLA® 12 mm	
061.4514			Ø 3.75 mm RB, SLA® 14 mm	
061.4516			Ø 3.75 mm RB, SLA® 16 mm	
061.4518	Ø 3.75 mm RB, SLA® 18 mm			
061.5506		Straumann BLX™ Implant	Ø 4.0 mm RB, SLA® 6 mm	Roxolid®
061.5508			Ø 4.0 mm RB, SLA® 8 mm	
061.5510			Ø 4.0 mm RB, SLA® 10 mm	
061.5512			Ø 4.0 mm RB, SLA® 12 mm	
061.5514			Ø 4.0 mm RB, SLA® 14 mm	
061.5516			Ø 4.0 mm RB, SLA® 16 mm	
061.5518	Ø 4.0 mm RB, SLA® 18 mm			
061.6506		Straumann BLX™ Implant	Ø 4.5 mm RB, SLA® 6 mm	Roxolid®
061.6508			Ø 4.5 mm RB, SLA® 8 mm	
061.6510			Ø 4.5 mm RB, SLA® 10 mm	
061.6512			Ø 4.5 mm RB, SLA® 12 mm	
061.6514			Ø 4.5 mm RB, SLA® 14 mm	
061.6516			Ø 4.5 mm RB, SLA® 16 mm	
061.6518	Ø 4.5 mm RB, SLA® 18 mm			
061.7506		Straumann BLX™ Implant	Ø 5.0 mm WB, SLA® 6 mm	Roxolid®
061.7508			Ø 5.0 mm WB, SLA® 8 mm	
061.7510			Ø 5.0 mm WB, SLA® 10 mm	
061.7512			Ø 5.0 mm WB, SLA® 12 mm	
061.7514			Ø 5.0 mm WB, SLA® 14 mm	
061.7516			Ø 5.0 mm WB, SLA® 16 mm	
061.7518	Ø 5.0 mm WB, SLA® 18 mm			
061.8506		Straumann BLX™ Implant	Ø 5.5 mm WB, SLA® 6 mm	Roxolid®
061.8508			Ø 5.5 mm WB, SLA® 8 mm	
061.8510			Ø 5.5 mm WB, SLA® 10 mm	
061.8512			Ø 5.5 mm WB, SLA® 12 mm	
061.8514			Ø 5.5 mm WB, SLA® 14 mm	
061.8516			Ø 5.5 mm WB, SLA® 16 mm	
061.9506		Straumann BLX™ Implant	Ø 6.5 mm WB, SLA® 6 mm	Roxolid®
061.9508			Ø 6.5 mm WB, SLA® 8 mm	
061.9510			Ø 6.5 mm WB, SLA® 10 mm	
061.9512			Ø 6.5 mm WB, SLA® 12 mm	
061.9514			Ø 6.5 mm WB, SLA® 14 mm	
061.9516			Ø 6.5 mm WB, SLA® 16 mm	

1.2 TLC AND TLX IMPLANTS

1.2.1 TLC Implants SLActive®

Art. No.	Image	Article	Dimensions	Material
035.7008S		Straumann TLC™ SP implants	Ø 3.3 mm NT SLActive® 8 mm	Roxolid®
035.7010S			Ø 3.3 mm NT SLActive® 10 mm	
035.7012S			Ø 3.3 mm NT SLActive® 12 mm	
035.7014S			Ø 3.3 mm NT SLActive® 14 mm	
035.7016S			Ø 3.3 mm NT SLActive® 16 mm	
035.7018S			Ø 3.3 mm NT SLActive® 18 mm	
035.7108S		Straumann TLC™ SP implants	Ø 3.3 mm RT SLActive® 8 mm	Roxolid®
035.7110S			Ø 3.3 mm RT SLActive® 10 mm	
035.7112S			Ø 3.3 mm RT SLActive® 12 mm	
035.7114S			Ø 3.3 mm RT SLActive® 14 mm	
035.7116S			Ø 3.3 mm RT SLActive® 16 mm	
035.7118S			Ø 3.3 mm RT SLActive® 18 mm	
035.7206S		Straumann TLC™ SP implants	Ø 3.75 mm NT SLActive® 6 mm	Roxolid®
035.7208S			Ø 3.75 mm NT SLActive® 8 mm	
035.7210S			Ø 3.75 mm NT SLActive® 10 mm	
035.7212S			Ø 3.75 mm NT SLActive® 12 mm	
035.7214S			Ø 3.75 mm NT SLActive® 14 mm	
035.7216S			Ø 3.75 mm NT SLActive® 16 mm	
035.7218S	Ø 3.75 mm NT SLActive® 18 mm			
035.7306S		Straumann TLC™ SP implants	Ø 3.75 mm RT SLActive® 6 mm	Roxolid®
035.7308S			Ø 3.75 mm RT SLActive® 8 mm	
035.7310S			Ø 3.75 mm RT SLActive® 10 mm	
035.7312S			Ø 3.75 mm RT SLActive® 12 mm	
035.7314S			Ø 3.75 mm RT SLActive® 14 mm	
035.7316S			Ø 3.75 mm RT SLActive® 16 mm	
035.7318S	Ø 3.75 mm RT SLActive® 18 mm			
035.7506S		Straumann TLC™ SP implants	Ø 4.5 mm RT SLActive® 6 mm	Roxolid®
035.7508S			Ø 4.5 mm RT SLActive® 8 mm	
035.7510S			Ø 4.5 mm RT SLActive® 10 mm	
035.7512S			Ø 4.5 mm RT SLActive® 12 mm	
035.7514S			Ø 4.5 mm RT SLActive® 14 mm	
035.7516S			Ø 4.5 mm RT SLActive® 16 mm	
035.7518S	Ø 4.5 mm RT SLActive® 18 mm			
035.7606S		Straumann TLC™ SP implants	Ø 4.5 mm WT SLActive® 6 mm	Roxolid®
035.7608S			Ø 4.5 mm WT SLActive® 8 mm	
035.7610S			Ø 4.5 mm WT SLActive® 10 mm	
035.7612S			Ø 4.5 mm WT SLActive® 12 mm	
035.7614S			Ø 4.5 mm WT SLActive® 14 mm	
035.7616S			Ø 4.5 mm WT SLActive® 16 mm	
035.7618S	Ø 4.5 mm WT SLActive® 18 mm			
035.7706S		Straumann TLC™ SP implants	Ø 5.5 mm WT SLActive® 6 mm	Roxolid®
035.7708S			Ø 5.5 mm WT SLActive® 8 mm	
035.7710S			Ø 5.5 mm WT SLActive® 10 mm	
035.7712S			Ø 5.5 mm WT SLActive® 12 mm	
035.7714S			Ø 5.5 mm WT SLActive® 14 mm	
035.7716S			Ø 5.5 mm WT SLActive® 16 mm	
035.7806S		Straumann TLC™ SP implants	Ø 6.5 mm WT SLActive® 6 mm	Roxolid®
035.7808S			Ø 6.5 mm WT SLActive® 8 mm	
035.7810S			Ø 6.5 mm WT SLActive® 10 mm	
035.7812S			Ø 6.5 mm WT SLActive® 12 mm	
035.7814S			Ø 6.5 mm WT SLActive® 14 mm	
035.7816S			Ø 6.5 mm WT SLActive® 16 mm	

1.2.2 TLX Implants SLActive®









Standard Plus

Art. No.	Image	Article	Dimensions	Material
035.3006S		Straumann TLX™ SP Implant	Ø 3.75 mm NT SLActive® 6 mm	Roxolid®
035.3008S			Ø 3.75 mm NT SLActive® 8 mm	
035.3010S			Ø 3.75 mm NT SLActive® 10 mm	
035.3012S			Ø 3.75 mm NT SLActive® 12 mm	
035.3014S			Ø 3.75 mm NT SLActive® 14 mm	
035.3016S			Ø 3.75 mm NT SLActive® 16 mm	
035.3018S			Ø 3.75 mm NT SLActive® 18 mm	
035.3106S		Straumann TLX™ SP Implant	Ø 3.75 mm RT SLActive® 6 mm	Roxolid®
035.3108S			Ø 3.75 mm RT SLActive® 8 mm	
035.3110S			Ø 3.75 mm RT SLActive® 10 mm	
035.3112S			Ø 3.75 mm RT SLActive® 12 mm	
035.3114S			Ø 3.75 mm RT SLActive® 14 mm	
035.3116S			Ø 3.75 mm RT SLActive® 16 mm	
035.3118S			Ø 3.75 mm RT SLActive® 18 mm	
035.3406S		Straumann TLX™ SP Implant	Ø 4.5 mm NT SLActive® 6 mm	Roxolid®
035.3408S			Ø 4.5 mm NT SLActive® 8 mm	
035.3410S			Ø 4.5 mm NT SLActive® 10 mm	
035.3412S			Ø 4.5 mm NT SLActive® 12 mm	
035.3414S			Ø 4.5 mm NT SLActive® 14 mm	
035.3416S			Ø 4.5 mm NT SLActive® 16 mm	
035.3418S			Ø 4.5 mm NT SLActive® 18 mm	
035.3506S		Straumann TLX™ SP Implant	Ø 4.5 mm RT SLActive® 6 mm	Roxolid®
035.3508S			Ø 4.5 mm RT SLActive® 8 mm	
035.3510S			Ø 4.5 mm RT SLActive® 10 mm	
035.3512S			Ø 4.5 mm RT SLActive® 12 mm	
035.3514S			Ø 4.5 mm RT SLActive® 14 mm	
035.3516S			Ø 4.5 mm RT SLActive® 16 mm	
035.3518S			Ø 4.5 mm RT SLActive® 18 mm	
035.3706S		Straumann TLX™ SP Implant	Ø 5.5 mm WT SLActive® 6 mm	Roxolid®
035.3708S			Ø 5.5 mm WT SLActive® 8 mm	
035.3710S			Ø 5.5 mm WT SLActive® 10 mm	
035.3712S			Ø 5.5 mm WT SLActive® 12 mm	
035.3806S		Straumann TLX™ SP Implant	Ø 6.5 mm WT SLActive® 6 mm	Roxolid®
035.3808S			Ø 6.5 mm WT SLActive® 8 mm	
035.3810S			Ø 6.5 mm WT SLActive® 10 mm	
035.3812S			Ø 6.5 mm WT SLActive® 12 mm	

Standard







Art. No.	Image	Article	Dimensions	Material
035.1006S		Straumann TLX™ S Implant	Ø 3.75 NT, SLActive® 6 mm	Roxolid®
035.1008S			Ø 3.75 NT, SLActive® 8 mm	
035.1010S			Ø 3.75 NT, SLActive® 10 mm	
035.1012S			Ø 3.75 NT, SLActive® 12 mm	
035.1014S			Ø 3.75 NT, SLActive® 14 mm	
035.1016S			Ø 3.75 NT, SLActive® 16 mm	
035.1018S			Ø 3.75 NT, SLActive® 18 mm	
035.1106S		Straumann TLX™ S Implant	Ø 3.75 RT, SLActive® 6 mm	Roxolid®
035.1108S			Ø 3.75 RT, SLActive® 8 mm	
035.1110S			Ø 3.75 RT, SLActive® 10 mm	
035.1112S			Ø 3.75 RT, SLActive® 12 mm	
035.1114S			Ø 3.75 RT, SLActive® 14 mm	
035.1116S			Ø 3.75 RT, SLActive® 16 mm	
035.1118S			Ø 3.75 RT, SLActive® 18 mm	
035.1406S		Straumann TLX™ S Implant	Ø 4.5 NT, SLActive® 6 mm	Roxolid®
035.1408S			Ø 4.5 NT, SLActive® 8 mm	
035.1410S			Ø 4.5 NT, SLActive® 10 mm	
035.1412S			Ø 4.5 NT, SLActive® 12 mm	
035.1414S			Ø 4.5 NT, SLActive® 14 mm	
035.1416S			Ø 4.5 NT, SLActive® 16 mm	
035.1418S			Ø 4.5 NT, SLActive® 18 mm	
035.1506S		Straumann TLX™ S Implant	Ø 4.5 RT, SLActive® 6 mm	Roxolid®
035.1508S			Ø 4.5 RT, SLActive® 8 mm	
035.1510S			Ø 4.5 RT, SLActive® 10 mm	
035.1512S			Ø 4.5 RT, SLActive® 12 mm	
035.1514S			Ø 4.5 RT, SLActive® 14 mm	
035.1516S			Ø 4.5 RT, SLActive® 16 mm	
035.1518S			Ø 4.5 RT, SLActive® 18 mm	
035.1706S		Straumann TLX™ S Implant	Ø 5.5 WT, SLActive® 6 mm	Roxolid®
035.1708S			Ø 5.5 WT, SLActive® 8 mm	
035.1710S			Ø 5.5 WT, SLActive® 10 mm	
035.1712S			Ø 5.5 WT, SLActive® 12 mm	
035.1806S		Straumann TLX™ S Implant	Ø 6.5 WT, SLActive® 6 mm	Roxolid®
035.1808S			Ø 6.5 WT, SLActive® 8 mm	
035.1810S			Ø 6.5 WT, SLActive® 10 mm	
035.1812S			Ø 6.5 WT, SLActive® 12 mm	

1.2.3 TLC Implants SLA®




Art. No.	Image	Article	Dimensions	Material
035.6008S		Straumann TLC™ SP Implant	Ø 3.3 mm NT, SLA® 8 mm	Roxolid®
035.6010S			Ø 3.3 mm NT, SLA® 10 mm	
035.6012S			Ø 3.3 mm NT, SLA® 12 mm	
035.6014S			Ø 3.3 mm NT, SLA® 14 mm	
035.6016S			Ø 3.3 mm NT, SLA® 16 mm	
035.6018S			Ø 3.3 mm NT, SLA® 18 mm	
035.6108S		Straumann TLC™ SP Implant	Ø 3.3 mm RT, SLA® 8 mm	Roxolid®
035.6110S			Ø 3.3 mm RT, SLA® 10 mm	
035.6112S			Ø 3.3 mm RT, SLA® 12 mm	
035.6114S			Ø 3.3 mm RT, SLA® 14 mm	
035.6116S			Ø 3.3 mm RT, SLA® 16 mm	
035.6118S			Ø 3.3 mm RT, SLA® 18 mm	
035.6206S		Straumann TLC™ SP Implant	Ø 3.75 mm NT, SLA® 6 mm	Roxolid®
035.6208S			Ø 3.75 mm NT, SLA® 8 mm	
035.6210S			Ø 3.75 mm NT, SLA® 10 mm	
035.6212S			Ø 3.75 mm NT, SLA® 12 mm	
035.6214S			Ø 3.75 mm NT, SLA® 14 mm	
035.6216S			Ø 3.75 mm NT, SLA® 16 mm	
035.6218S	Ø 3.75 mm NT, SLA® 18 mm			
035.6306S		Straumann TLC™ SP Implant	Ø 3.75 mm RT, SLA® 6 mm	Roxolid®
035.6308S			Ø 3.75 mm RT, SLA® 8 mm	
035.6310S			Ø 3.75 mm RT, SLA® 10 mm	
035.6312S			Ø 3.75 mm RT, SLA® 12 mm	
035.6314S			Ø 3.75 mm RT, SLA® 14 mm	
035.6316S			Ø 3.75 mm RT, SLA® 16 mm	
035.6318S	Ø 3.75 mm RT, SLA® 18 mm			
035.6506S		Straumann TLC™ SP Implant	Ø 4.5 mm RT, SLA® 6 mm	Roxolid®
035.6508S			Ø 4.5 mm RT, SLA® 8 mm	
035.6510S			Ø 4.5 mm RT, SLA® 10 mm	
035.6512S			Ø 4.5 mm RT, SLA® 12 mm	
035.6514S			Ø 4.5 mm RT, SLA® 14 mm	
035.6516S			Ø 4.5 mm RT, SLA® 16 mm	
035.6518S	Ø 4.5 mm RT, SLA® 18 mm			
035.6606S		Straumann TLC™ SP Implant	Ø 4.5 mm WT, SLA® 6 mm	Roxolid®
035.6608S			Ø 4.5 mm WT, SLA® 8 mm	
035.6610S			Ø 4.5 mm WT, SLA® 10 mm	
035.6612S			Ø 4.5 mm WT, SLA® 12 mm	
035.6614S			Ø 4.5 mm WT, SLA® 14 mm	
035.6616S			Ø 4.5 mm WT, SLA® 16 mm	
035.6618S	Ø 4.5 mm WT, SLA® 18 mm			
035.6706S		Straumann TLC™ SP Implant	Ø 5.5 mm WT, SLA® 6 mm	Roxolid®
035.6708S			Ø 5.5 mm WT, SLA® 8 mm	
035.6710S			Ø 5.5 mm WT, SLA® 10 mm	
035.6712S			Ø 5.5 mm WT, SLA® 12 mm	
035.6714S			Ø 5.5 mm WT, SLA® 14 mm	
035.6716S			Ø 5.5 mm WT, SLA® 16 mm	
035.6806S		Straumann TLC™ SP Implant	Ø 6.5 mm WT, SLA® 6 mm	Roxolid®
035.6808S			Ø 6.5 mm WT, SLA® 8 mm	
035.6810S			Ø 6.5 mm WT, SLA® 10 mm	
035.6812S			Ø 6.5 mm WT, SLA® 12 mm	
035.6814S			Ø 6.5 mm WT, SLA® 14 mm	
035.6816S			Ø 6.5 mm WT, SLA® 16 mm	

1.2.4 TLX Implants SLA®

Standard Plus

Art. No.	Image	Article	Dimensions	Material
035.2006S		Straumann TLX™ SP Implant	Ø 3.75 mm NT SLA® 6 mm	Roxolid®
035.2008S			Ø 3.75 mm NT SLA® 8 mm	
035.2010S			Ø 3.75 mm NT SLA® 10 mm	
035.2012S			Ø 3.75 mm NT SLA® 12 mm	
035.2014S			Ø 3.75 mm NT SLA® 14 mm	
035.2016S			Ø 3.75 mm NT SLA® 16 mm	
035.2018S			Ø 3.75 mm NT SLA® 18 mm	
035.2106S		Straumann TLX™ SP Implant	Ø 3.75 mm RT SLA® 6 mm	Roxolid®
035.2108S			Ø 3.75 mm RT SLA® 8 mm	
035.2110S			Ø 3.75 mm RT SLA® 10 mm	
035.2112S			Ø 3.75 mm RT SLA® 12 mm	
035.2114S			Ø 3.75 mm RT SLA® 14 mm	
035.2116S			Ø 3.75 mm RT SLA® 16 mm	
035.2118S			Ø 3.75 mm RT SLA® 18 mm	
035.2406S		Straumann TLX™ SP Implant	Ø 4.5 mm NT SLA® 6 mm	Roxolid®
035.2408S			Ø 4.5 mm NT SLA® 8 mm	
035.2410S			Ø 4.5 mm NT SLA® 10 mm	
035.2412S			Ø 4.5 mm NT SLA® 12 mm	
035.2414S			Ø 4.5 mm NT SLA® 14 mm	
035.2416S			Ø 4.5 mm NT SLA® 16 mm	
035.2418S			Ø 4.5 mm NT SLA® 18 mm	
035.2506S		Straumann TLX™ SP Implant	Ø 4.5 mm RT SLA® 6 mm	Roxolid®
035.2508S			Ø 4.5 mm RT SLA® 8 mm	
035.2510S			Ø 4.5 mm RT SLA® 10 mm	
035.2512S			Ø 4.5 mm RT SLA® 12 mm	
035.2514S			Ø 4.5 mm RT SLA® 14 mm	
035.2516S			Ø 4.5 mm RT SLA® 16 mm	
035.2518S			Ø 4.5 mm RT SLA® 18 mm	
035.2706S		Straumann TLX™ SP Implant	Ø 5.5 mm WT SLA® 6 mm	Roxolid®
035.2708S			Ø 5.5 mm WT SLA® 8 mm	
035.2710S			Ø 5.5 mm WT SLA® 10 mm	
035.2712S			Ø 5.5 mm WT SLA® 12 mm	
035.2806S		Straumann TLX™ SP Implant	Ø 6.5 mm WT SLA® 6 mm	Roxolid®
035.2808S			Ø 6.5 mm WT SLA® 8 mm	
035.2810S			Ø 6.5 mm WT SLA® 10 mm	
035.2812S			Ø 6.5 mm WT SLA® 12 mm	

Standard





Art. No.	Image	Article	Dimensions	Material
035.0006S		Straumann TLX™ S Implant	∅ 3.75 NT, SLA® 6 mm	Roxidid®
035.0008S			∅ 3.75 NT, SLA® 8 mm	
035.0010S			∅ 3.75 NT, SLA® 10 mm	
035.0012S			∅ 3.75 NT, SLA® 12 mm	
035.0014S			∅ 3.75 NT, SLA® 14 mm	
035.0016S			∅ 3.75 NT, SLA® 16 mm	
035.0018S			∅ 3.75 NT, SLA® 18 mm	
035.0106S		Straumann TLX™ S Implant	∅ 3.75 RT, SLA® 6 mm	Roxidid®
035.0108S			∅ 3.75 RT, SLA® 8 mm	
035.0110S			∅ 3.75 RT, SLA® 10 mm	
035.0112S			∅ 3.75 RT, SLA® 12 mm	
035.0114S			∅ 3.75 RT, SLA® 14 mm	
035.0116S			∅ 3.75 RT, SLA® 16 mm	
035.0118S			∅ 3.75 RT, SLA® 18 mm	
035.0406S		Straumann TLX™ S Implant	∅ 4.5 NT, SLA® 6 mm	Roxidid®
035.0408S			∅ 4.5 NT, SLA® 8 mm	
035.0410S			∅ 4.5 NT, SLA® 10 mm	
035.0412S			∅ 4.5 NT, SLA® 12 mm	
035.0414S			∅ 4.5 NT, SLA® 14 mm	
035.0416S			∅ 4.5 NT, SLA® 16 mm	
035.0418S			∅ 4.5 NT, SLA® 18 mm	
035.0506S		Straumann TLX™ S Implant	∅ 4.5 RT, SLA® 6 mm	Roxidid®
035.0508S			∅ 4.5 RT, SLA® 8 mm	
035.0510S			∅ 4.5 RT, SLA® 10 mm	
035.0512S			∅ 4.5 RT, SLA® 12 mm	
035.0514S			∅ 4.5 RT, SLA® 14 mm	
035.0516S			∅ 4.5 RT, SLA® 16 mm	
035.0518S			∅ 4.5 RT, SLA® 18 mm	
035.0706S		Straumann TLX™ S Implant	∅ 5.5 WT, SLA® 6 mm	Roxidid®
035.0708S			∅ 5.5 WT, SLA® 8 mm	
035.0710S			∅ 5.5 WT, SLA® 10 mm	
035.0712S			∅ 5.5 WT, SLA® 12 mm	
035.0806S		Straumann TLX™ S Implant	∅ 6.5 WT, SLA® 6 mm	Roxidid®
035.0808S			∅ 6.5 WT, SLA® 8 mm	
035.0810S			∅ 6.5 WT, SLA® 10 mm	
035.0812S			∅ 6.5 WT, SLA® 12 mm	

2. BLC, BLX, TLC AND TLX SURGICAL INSTRUMENTS





2.1 A MODULE

Art. No.	Image	Product
041.761		Straumann® Modular Cassette, A Module
041.766		A Module Ratchet Tray
046.119		Ratchet
066.1100		Torque Control Device
046.064		Holding Key
041.764		Grommet Tray, 3 small + 3 large
041.791		A Module Ratchet with Torque Control Tray
046.821		Ratchet with Torque Control
046.400		SCS Screwdriver for Ratchet, extra-short
046.401		SCS Screwdriver for Ratchet, short
046.402		SCS Screwdriver for Ratchet, long
046.410		SCS Screwdriver for Handpiece, extra short
046.411		SCS Screwdriver for Handpiece, short
046.412		SCS Screwdriver for Handpiece, long
041.771		Implant Depth Gauge Tray
066.2000		Implant Depth Gauge
041.762		Grommet Tray, 6 small




2.1.1 Profile drills 2 for TLC and TLX implants

Art. No.	Image	Product
036.3300		RT Profile Drill, short, for implants Ø 3.75/Ø 4.8 mm
036.3302		WT Profile Drill, short, for implants Ø 5.5 mm
036.3301		RT Profile Drill, long, for implants Ø 3.75/Ø 4.8 mm
036.3303		WT Profile Drill, long, for implants Ø 5.5 mm




2.1.2 Bone Profilers for BLC and BLX

Art. No.	Image	Product
026.0022		BL Bone Profiler 1, length 23 mm, Ø5.2 mm, stainless steel
026.0023		BL Bone Profiler 2, length 23 mm, Ø6.6 mm, stainless steel
026.0024		BL Bone Profiler 3, length 23 mm, Ø6 mm, stainless steel
066.0025S		BLX/BLC Guiding Cylinder for Bone Profiler, length 10.8 mm, Ø2.9 mm







2.1.3 Bone Profilers for TLC and TLX

Art. No.	Image	Product
044.304		Bone Profiler for RT, length 28 mm
044.305		Bone Profiler for WT, length 25 mm
049.406S		TLX/TLC Guiding Cylinder, length 9.8 mm, Ø3.6 mm

2.1.4 Abutment removal kit

Art. No.	Image	Product
065.0007		TorcFit™ Removal Tool, for Basal Screw
065.0008		For TorcFit™ Basal Screw, left-hand, length 27 mm, stainless steel
065.0009		For TorcFit™ Basal Screw, left-hand, length 21 mm, stainless steel

2.2 B MODULE

Art. No.	Image	Product
041.776		Straumann® Modular Cassette, B Module, Base + Lid
041.814		B Module, TorcFit™ BLC/TLC/BLX/TLX Short/Long Drills Tray
041.787		B Module, TorcFit™ BLC/TLC/BLX/TLX Tray
041.785		B Module, TorcFit™ BLC/TLC Tray (for implant up to Ø4,5mm)
044.003		Round Bur, Ø2.3 mm
044.004		Round Bur, Ø3.1 mm


Art. No.	Image	Product
026.0056		Needle Drill, long, Ø1.6 mm
066.1501		VeloDrill™, medium, Ø2.2 mm
066.1502		VeloDrill™, medium, Ø2.8 mm
066.1503		VeloDrill™, medium, Ø3.2 mm
066.1504		VeloDrill™, medium, Ø3.5 mm
066.1505		VeloDrill™, medium, Ø3.7 mm
066.1506		VeloDrill™, medium, Ø4.2 mm
066.1507		VeloDrill™, medium, Ø4.7 mm
066.1508		VeloDrill™, medium, Ø5.2 mm
066.1509		VeloDrill™, medium, Ø6.2 mm
034.362		BLC/TLC Profile Drill, short, Ø3.3 mm, L 27 mm
034.363		BLC/TLC Profile Drill, short, Ø3.75 mm, L 26 mm
034.364		BLC/TLC Profile Drill, short, Ø4.0 mm, L 26 mm
034.365		BLC/TLC Profile Drill, short, Ø4.5 mm, L 26 mm
034.382		BLC/TLC Profile Drill, short, Ø5.0 mm, L 26 mm
034.366		BLC/TLC Profile Drill, short, Ø5.5 mm, L 26 mm
034.367		BLC/TLC Profile Drill, short, Ø6.5 mm, L 26 mm
046.799		Alignment Pin, Ø2.2 mm
046.800		Depth Gauge, Ø2.8 mm
046.801		Depth Gauge, Ø3.2 mm
046.802		Depth Gauge, Ø3.5 mm
046.803		Depth Gauge, Ø3.7 mm
046.804		Depth Gauge, Ø4.2 mm
046.805		Depth Gauge, Ø4.7 mm
046.806		Depth Gauge, Ø5.2 mm
046.807		Depth Gauge, Ø6.2 mm
066.4201		TorcFit™ Implant Driver for Ratchet, short
066.4207		TorcFit™ Implant Driver for ratchet, medium
066.4202		TorcFit™ Implant Driver for ratchet, long
066.4101		TorcFit™ Implant Driver for Handpiece, short
066.4107		TorcFit™ Implant Driver for handpiece, medium
066.4102		TorcFit™ Implant Driver for handpiece, long
066.4108		TorcFit™ Implant Driver for handpiece, extra long
040.563		Drill Extender*
046.401		SCS Screwdriver for Ratchet, short
046.411		SCS Screwdriver for Handpiece, short

* The drill extender can be used to extend the drill in length by 14.5 mm.

Note: The VeloDrills™ exist also in short (for 4-12 mm) implants and long (for 4-18 mm implants). According to the typical implant length placed, the tray can be set up with the preferred VeloDrill™ length.





For guided surgery instruments, please check *Straumann® Modular Cassette, Selection Guide (702824/en)*.

2.3 PROCLEAN CASSETTES & AUXILIARY PARTS

























Art. No.	Image	Product
041.800		Straumann ProClean™ Cassette, iEXCEL BLC/TLC/BLX/TLX, stainless steel/silicone
041.801		Straumann ProClean™ Cassette, Straumann iGuide™ Ø5.2 mm, stainless steel/silicone
041.812		Grommet Pack, colored, for Straumann ProClean™ Cassette, silicone
041.813		Grommet Pack, transparent, for Straumann ProClean™ Cassette, silicone







3. BLC AND BLX PROSTHETIC COMPONENTS

3.1 BLC AND BLX CLOSURE CAPS



Art. No.	Image	Article	Dimensions	Material
064.4100S		RB Closure Cap	0.4 mm	TAN
064.4101S			0.4 mm, H 2 mm	
064.8102S		WB Closure Cap	0.5 mm	
064.8103S			0.5 mm, H 2 mm	

3.2 BLC AND BLX HEALING ABUTMENTS FOR CROWN













Art. No.	Image	Article	Description	Material
064.4202S		RB/WB Healing Abutment, for final abutments, Ø 3.8 mm	Crown, Ø 4 mm, gingiva height 1.5 mm, abutment height 2 mm, (total 3.5 mm)	TAN
064.4203S			Crown, Ø 4 mm, gingiva height 1.5 mm, abutment height 4 mm, (total 5.5 mm)	
064.4238S			Crown, Ø 4 mm, gingiva height 1.5 mm, abutment height 6 mm, (total 7.5 mm)	
064.4204S			Crown, Ø 4 mm, gingiva height 2.5 mm, abutment height 2 mm, (total 4.5 mm)	
064.4205S			Crown, Ø 4 mm, gingiva height 2.5 mm, abutment height 4 mm, (total 6.5 mm)	
064.4239S			Crown, Ø 4 mm, gingiva height 2.5 mm, abutment height 6 mm, (total 8.5 mm)	
064.4206S			Crown, Ø 4 mm, gingiva height 3.5 mm, abutment height 2 mm, (total 5.5 mm)	
064.4207S			Crown, Ø 4 mm, gingiva height 3.5 mm, abutment height 4 mm, (total 7.5 mm)	
064.4240S			Crown, Ø 4 mm, gingiva height 3.5 mm, abutment height 6 mm, (total 9.5 mm)	
064.4212S			RB/WB Healing Abutment, for final abutments, Ø 4.5 mm	
064.4213S		Crown, Ø 5 mm, gingiva height 1.5 mm, abutment height 4 mm, (total 5.5 mm)		
064.4241S		Crown, Ø 5 mm, gingiva height 1.5 mm, abutment height 6 mm, (total 7.5 mm)		
064.4214S		Crown, Ø 5 mm, gingiva height 2.5 mm, abutment height 2 mm, (total 4.5 mm)		
064.4215S		Crown, Ø 5 mm, gingiva height 2.5 mm, abutment height 4 mm, (total 6.5 mm)		
064.4243S		Crown, Ø 5 mm, gingiva height 2.5 mm, abutment height 6 mm, (total 8.5 mm)		
064.4216S		Crown, Ø 5 mm, gingiva height 3.5 mm, abutment height 2 mm, (total 5.5 mm)		
064.4217S		Crown, Ø 5 mm, gingiva height 3.5 mm, abutment height 4 mm, (total 7.5 mm)		
064.4244S		Crown, Ø 5 mm, gingiva height 3.5 mm, abutment height 6 mm, (total 9.5 mm)		
064.4222S		RB/WB Healing Abutment, for final abutments, Ø 6.0 mm		
064.4223S			Crown, Ø 6.5 mm, gingiva height 1.5 mm, abutment height 4 mm, (total 5.5 mm)	
064.4224S			Crown, Ø 6.5 mm, gingiva height 2.5 mm, abutment height 2 mm, (total 4.5 mm)	
064.4225S			Crown, Ø 6.5 mm, gingiva height 2.5 mm, abutment height 4 mm, (total 6.5 mm)	
064.4226S			Crown, Ø 6.5 mm, gingiva height 3.5 mm, abutment height 2 mm, (total 5.5 mm)	
064.4227S			Crown, Ø 6.5 mm, gingiva height 3.5 mm, abutment height 4 mm, (total 7.5 mm)	

Art. No.	Image	Article	Description	Material
064.8201S		WB Healing Abutment, for final abutments Ø 5.5 mm	Ø 6 mm, gingiva height 0.75 mm, abutment height 2 mm, (total 2.75 mm)	TAN
064.8202S			Ø 6 mm, gingiva height 0.75 mm, abutment height 4 mm, (total 4.75 mm)	
064.8212S			Ø 6 mm, gingiva height 1.5 mm, abutment height 2 mm, (total 3.5 mm)	
064.8213S			Ø 6 mm, gingiva height 1.5 mm, abutment height 4 mm, (total 5.5 mm)	
064.8217S			Ø 6 mm, gingiva height 2.5 mm, abutment height 2 mm, (total 4.5 mm)	
064.8218S			Ø 6 mm, gingiva height 2.5 mm, abutment height 4 mm, (total 6.5 mm)	
064.8511S		WB Healing Abutment, for final abutments Ø 6.5 mm	Ø 7 mm, GH 1.5 mm, abutment height 2 mm, (total 3.5 mm)	
064.8512S			Ø 7 mm, GH 1.5 mm, abutment height 4 mm, (total 5.5 mm)	
064.8513S			Ø 7 mm, GH 2.5 mm, abutment height 2 mm, (total 4.5 mm)	
064.8514S			Ø 7 mm, GH 2.5 mm, abutment height 4 mm, (total 6.5 mm)	







3.3 BLC AND BLX HEALING ABUTMENTS FOR BRIDGE

Art. No.	Image	Article	Description	Material
064.4232S		RB/WB Healing Abutment, for final abutments, Ø 4.5 mm	Bridge/Bar, Ø 5 mm, gingiva height 1.5 mm, abutment height 2 mm, (total 3.5 mm)	Ti
064.4233S			Bridge/Bar, Ø 5 mm, gingiva height 1.5 mm, abutment height 4 mm, (total 5.5 mm)	



3.4 BLC AND BLX STRAUMANN® ANATOMIQUE HEALING ABUTMENTS XC (AHA)

Art. No.	Image	Article	Description	Material	
S shape					
064.4432S		RB/WB S Anatomic Healing Abutment XC	∅ 3.8 mm, GH 1.5 mm, H 4.5 mm	PEEK/TAN	
064.4433S			∅ 3.8 mm, GH 2.5 mm, H 5.5 mm		
S1 shape					
064.4514S		RB/WB S1 Anatomic Healing Abutment XC	∅ 3.8 mm, GH 1.5 mm, H 4.5 mm		
064.4515S			∅ 3.8 mm, GH 2.5 mm, H 5.5 mm		
M shape					
064.4452S		RB/WB M Anatomic Healing Abutment XC	∅ 3.8 mm, GH 1.5 mm, H 4.5 mm		
064.4453S			∅ 3.8 mm, GH 2.5 mm, H 5.5 mm		
XL shape					
064.4482S		RB/WB XL Anatomic Healing Abutment XC	∅ 4.5 mm, GH 1.5 mm, H 4.5 mm		
064.4483S			∅ 4.5 mm, GH 2.5 mm, H 5.5 mm		
064.8482S			∅ 5.5 mm, GH 1.5 mm, H 4.5 mm		
064.4510S			∅ 5.5 mm, GH 2.5 mm, H 5.5 mm		
064.4522S			∅ 6.5 mm, GH 1.5 mm, H 4.5 mm		
064.4523S			∅ 6.5 mm, GH 2.5 mm, H 5.5 mm		





3.5 BLC AND BLX IMPRESSION COMPONENTS

Art. No.	Image	Article	Description	Material
065.0031		RB/WB Impression Post Open Tray	Short, with guide screw, length 16.5 mm	TAN
065.0033			Long, with guide screw, length 24 mm	
065.4310		RB/WB Impression Post Closed Tray	With guide screw, length 13 mm	
065.0146		RB/WB Impression Post Open Tray	Short, with guide screw, length 16.5 mm, non-engaging	
065.0148			Long, with guide screw, length 24 mm, non-engaging	
065.0150		RB/WB Impression Post Closed Tray	With guide screw, length 13 mm, non-engaging	
065.0032		WB Impression Post Open Tray	Short, with guide screw, length 16.5 mm	
065.0034			Long, with guide screw, length 24 mm	
065.4810		WB Impression Post Closed Tray	With guide screw, length 13 mm	















3.6 BLC AND BLX ANALOGS








Art. No.	Image	Article	Description	Material
065.0021		RB Implant Analog	Length 12 mm	TAN
065.0022		WB Implant Analog	Length 12 mm	

3.7 BLC AND BLX DIGITAL IMPRESSION



Art. No.	Image	Article	Description	Material
065.0103		Scanbody RB/WB	Ø 4.0 mm, height 13 mm	Stainless steel
065.0023		RB Repositionable Implant Analog	For fully digital workflow, length 17 mm	
065.0038		ScanPost S RB/WB L	For Dentsply® Sirona®, size L	TAN
065.0024		WB Repositionable Implant Analog	For fully digital workflow, length 17 mm	Stainless steel

3.8 BLC AND BLX TEMPORARY ABUTMENTS





Art. No.	Image	Article	Description	Material
VITA CAD-Temp®				
064.4361		RB/WB Temporary Abutment	Ø 3.8 mm, gingiva height 1.5 mm	PMMA/TAN
064.4371			Ø 4.5 mm, gingiva height 1.5 mm	
Temporary Abutments				
064.4362		RB/WB Temporary Abutment	For crowns, Ø 3.8 mm, gingiva height 1.5 mm	TAN
064.4363			For crowns, Ø 3.8 mm, gingiva height 2.5 mm	
064.4364			For crowns, Ø 3.8 mm, gingiva height 3.5 mm	
064.4372			For crowns, Ø 4.5 mm, gingiva height 1.5 mm	
064.4373			For crowns, Ø 4.5 mm, gingiva height 2.5 mm	
064.4374			For crowns, Ø 4.5 mm, gingiva height 3.5 mm	
064.4382			For crowns, Ø 6 mm, gingiva height 2.5 mm	
064.4383			For crowns, Ø 6 mm, gingiva height 3.5 mm	
064.4352		RB/WB Temporary Abutment for Bridge/Bar*	For bridges, Ø 4.5 mm, gingiva height 1.5 mm, abutment height 10 mm	
064.4391		WB Temporary Abutment	For crowns, Ø 5.5 mm, gingiva height 0.75 mm	
064.4392			For crowns, Ø 5.5 mm, gingiva height 1.5 mm	
VITA CAD-Temp®				
064.4390		WB Temporary Abutment	Ø 5.5 mm, gingiva height 1.5 mm	PMMA/TAN

Art. No.	Image	Article	Description	Material
Immediate Temporary Abutments				
064.4322S		RB/WB Immediate Temporary Abutment	For crowns, Ø 3.8 mm, gingiva height 1.5 mm, sterile	TAN
064.4323S			For crowns, Ø 3.8 mm, gingiva height 2.5 mm, sterile	
064.4324S			For crowns, Ø 3.8 mm, gingiva height 3.5 mm, sterile	
064.4332S			For crowns, Ø 4.5 mm, gingiva height 1.5 mm, sterile	
064.4333S			For crowns, Ø 4.5 mm, gingiva height 2.5 mm, sterile	
064.4334S			For crowns, Ø 4.5 mm, gingiva height 3.5 mm, sterile	
023.0033V2		Plastic Coping	For Immediate Temporary Abutment, packaging 2 pieces	PMMA





3.9 BLC AND BLX REPLACEMENT SCREWS

Art. No.	Image	Article	Description	Material
065.0036		RB/WB Basal Screw	For RB/WB Temporary Abutments, Anatomic Abutments, Variobase® for Crown, Variobase® for Bridge/Bar Cylindrical, angled Screw-retained Abutments, Pre-milled Abutment Blanks, Gold Abutments, and angled Novaloc® Abutments, length 6.1 mm	TAN
065.0037		RB/WB Basal Screw AS	For RB/WB Variobase® Crown AS, length 6.5 mm, only compatible with AS Screwdriver (green color-coding)	
023.4763		Occlusal Screw	For Titanium, Gold, Burn-Out and Variobase® Copings for Screw-retained Abutments, length 3.7 mm	












3.10 BLC AND BLX ANATOMIC ABUTMENTS

Art. No.	Image	Article	Description	Material
062.4103		RB/WB Anatomic Abutment	Straight, gingiva height 2.5 mm	TAN
062.4104			Straight, gingiva height 3.5 mm	
062.4153			Angled, angulation 17°, gingiva height 2.5 mm	
062.4154			Angled, angulation 17°, gingiva height 3.5 mm	





3.11 BLC AND BLX GOLD ABUTMENTS

Art. No.	Image	Article	Description	Material
062.4410		RB/WB Gold Abutment	For crowns, including screw 065.0036, gingiva height 1.5 mm, Ø 3.8 mm	Ceramicor®/ POM
062.4420			For crowns, including screw 065.0036, gingiva height 1.5 mm, Ø 4.5 mm	
062.4430		RB/WB Gold Abutment for Bridge/Bar*	For bridges, including screw 065.0036, gingiva height 1.5 mm, Ø 4.5 mm	
062.8410		WB Gold Abutment	For crowns, including screw 065.0036, Ø 5.5 mm, gingiva height 1.5 mm	




3.12 BLC AND BLX VARIOBASE® FOR CROWN

Art. No.	Image	Article	Description	Material
062.4934		RB/WB Variobase® for Crown	Including screw, Ø 3.8 mm, gingiva height 1.5 mm, abutment height 5.5 mm	TAN
062.4935			Including screw, Ø 3.8 mm, gingiva height 2.5 mm, abutment height 5.5 mm	
062.4936			Including screw, Ø 3.8 mm, gingiva height 3.5 mm, abutment height 5.5 mm	
062.4944			Including screw, Ø 4.5 mm, gingiva height 1.5 mm, abutment height 5.5 mm	
062.4945			Including screw, Ø 4.5 mm, gingiva height 2.5 mm, abutment height 5.5 mm	
062.4946			Including screw, Ø 4.5 mm, gingiva height 3.5 mm, abutment height 5.5 mm	
065.0014		RB/WB Burn-out Coping	For Variobase® for Crown, Ø 3.8 mm, abutment height 5.5 mm	POM
065.0015			For Variobase® for Crown, Ø 4.5 mm, abutment height 5.5 mm	
062.4953		WB Variobase® for Crown	Including screw, Ø 5.5 mm, abutment height 5.5 mm, gingiva height 0.75 mm	TAN
062.4954			Including screw, Ø 5.5 mm, abutment height 5.5 mm, gingiva height 1.5 mm	
065.0016		WB Burn-out Coping	For Variobase® for Crown, Ø 5.5 mm, abutment height 5.5 mm	POM
















3.13 BLC AND BLX VARIOBASE® FOR CROWN AS

Art. No.	Image	Article	Description	Material
062.4972		RB/WB Variobase® for Crown AS	Including screw, Ø 4.5 mm, gingiva height 1.5 mm, abutment height 5.5 mm	TAN
065.0018		RB/WB Burn-out Coping	Angulation 25°, for Variobase® for Crown AS, Ø 4.5 mm, abutment height 5.5 mm	POM
062.4971		WB Variobase® for Crown AS	Including screw, Ø 5.5 mm, abutment height 5.5 mm, gingiva height 1.5 mm	TAN
065.0019		WB Burn-out Coping	Angulation 25°, for Variobase® for Crown AS, Ø 5.5 mm, abutment height 5.5 mm	POM












3.14 BLC AND BLX VARIOBASE® FOR BRIDGE/BAR CYLINDRICAL

Art. No.	Image	Article	Description	Material
062.4961		RB/WB Variobase® for Bridge/Bar Cylindrical *	Including screw and Cementation Aid 3, Ø 4.5 mm, gingiva height 1.5 mm, abutment height 3.5 mm	TAN
065.0017		RB/WB Burn-out Coping for Bridge/Bar	For Variobase® for Bridge/Bar, Ø 4.5 mm, abutment height 3.5 mm	POM
065.0017V4			For Variobase® for Bridge/Bar, Ø 4.5 mm, abutment height 3.5 mm, packaging 4 pieces	












3.15 BLC AND BLX VARIOBASE® XC FOR CROWN

Art. No.	Image	Article	Description	Material
062.5017		RB/WB Variobase® XC for Crown	Incl. screw, Ø 3.8 mm, GH 1.5 mm, AH 7 mm	TAN
062.5018			Incl. screw, Ø 3.8 mm, GH 2.5 mm, AH 7 mm	
062.5019			Incl. screw, Ø 3.8 mm, GH 3.5 mm, AH 7 mm	
062.5020			Incl. screw, Ø 4.5 mm, GH 1.5 mm, AH 7 mm	
062.5021			Incl. screw, Ø 4.5 mm, GH 2.5 mm, AH 7 mm	
062.5022			Incl. screw, Ø 4.5 mm, GH 3.5 mm, AH 7 mm	
062.5023		WB Variobase® XC for Crown	Incl. screw, Ø 5.5 mm, GH 0.75 mm, AH 7 mm	
062.5024			Incl. screw, Ø 5.5 mm, GH 1.5 mm, AH 7 mm	
062.5059			Incl. screw, Ø 5.5 mm, GH 2.5 mm, AH 7 mm	
062.5061			Incl. screw, Ø 6.5 mm, GH 1.5 mm, AH 7 mm	
062.5062			Incl. screw, Ø 6.5 mm, GH 2.5 mm, AH 7 mm	
065.0106		RB/WB Burn-out Coping	For Variobase® XC for Crown, Ø 3.8 mm	
065.0107			For Variobase® XC for Crown, Ø 4.5 mm	
065.0108		WB Burn-out Coping	For Variobase® XC for Crown, Ø 5.5 mm	
065.0124			For Variobase® XC for Crown, Ø 6.5 mm	








3.16 BLC AND BLX VARIOBASE® XC FOR CROWN AS

Art. No.	Image	Article	Description	Material
062.5009		RB/WB Variobase® XC for Crown AS	Incl. screw, Ø 4.5 mm, GH 1.5 mm, AH 7 mm	TAN
062.5010			Incl. screw, Ø 4.5 mm, GH 2.5 mm, AH 7 mm	
062.5011			Incl. screw, Ø 4.5 mm, GH 3.5 mm, AH 7 mm	
062.5012		WB Variobase® XC for Crown AS	Incl. screw, Ø 5.5 mm, GH 0.75 mm, AH 7 mm	
062.5013			Incl. screw, Ø 5.5 mm, GH 1.5 mm, AH 7 mm	
062.5060			Incl. screw, Ø 5.5 mm, GH 2.5 mm, AH 7 mm	
062.5063			Incl. screw, Ø 6.5 mm, GH 1.5 mm, AH 7 mm	
062.5064			Incl. screw, Ø 6.5 mm, GH 2.5 mm, AH 7 mm	
065.0112		RB/WB Burn-out Coping	For Variobase® XC for Crown AS, Ø 4.5 mm	POM
065.0113		WB Burn-out Coping	For Variobase® XC for Crown AS, Ø 5.5 mm	
065.0126			For Variobase® XC for Crown AS, Ø 6.5 mm	









3.17 BLC AND BLX VARIOBASE® XC FOR BRIDGE/BAR

Art. No.	Image	Article	Description	Material
062.5065		RB/WB Variobase® XC for Bridge/Bar	Incl. screw, Ø 3.8, GH 1.5 mm, AH 7 mm	TAN
062.5066			Incl. screw, Ø 3.8, GH 2.5 mm, AH 7 mm	
062.5067			Incl. screw, Ø 3.8, GH 3.5 mm, AH 7 mm	
062.5068			Incl. screw, Ø 4.5, GH 1.5 mm, AH 7 mm	
062.5069			Incl. screw, Ø 4.5, GH 2.5 mm, AH 7 mm	
062.5070			Incl. screw, Ø 4.5, GH 3.5 mm, AH 7 mm	
062.5071		WB Variobase® XC for Bridge/Bar	Incl. screw, Ø 5.5, GH 0.75 mm, AH 7 mm	
062.5072			Incl. screw, Ø 5.5, GH 1.5 mm, AH 7 mm	
065.0131		RB/WB Burn-out Coping	For Variobase® XC Bridge/Bar, Ø 3.8 mm	POM
065.0132			For Variobase® XC Bridge/Bar, Ø 4.5 mm	
065.0133		WB Burn-out Coping	For Variobase® XC Bridge/Bar, Ø 5.5 mm	














3.18 BLC AND BLX VARIOBASE® XC FOR BRIDGE/BAR AS

















Art. No.	Image	Article	Description	Material
062.5073		RB/WB Variobase® XC for Bridge/Bar AS	Incl. screw, Ø 4.5, GH 1.5 mm, AH 7 mm	TAN
062.5074		RB/WB Variobase® XC for Bridge/Bar AS	Incl. screw, Ø 4.5, GH 2.5 mm, AH 7 mm	
062.5075		RB/WB Variobase® XC for Bridge/Bar AS	Incl. screw, Ø 4.5, GH 3.5 mm, AH 7 mm	
062.5076		WB Variobase® XC for Bridge/Bar AS	Incl. screw, Ø 5.5, GH 0.75 mm, AH 7 mm	
062.5077		WB Variobase® XC for Bridge/Bar AS	Incl. screw, Ø 5.5, GH 1.5 mm, AH 7 mm	
065.0135		RB/WB Burn-out Coping	For Variobase® XC Bridge/Bar AS, Ø 4.5 mm	POM
065.0136		WB Burn-out Coping	For Variobase® XC Bridge/Bar AS, Ø 5.5 mm	















3.19 BLC AND BLX VARIOBASE® C

Art. No.	Image	Article	Description	Material
062.4981		RB/WB Variobase® C	For Dentsply® Sirona®, including screw 065.0036, Ø 3.8 mm, gingiva height 1.5 mm	TAN
062.5028			For Dentsply® Sirona®, including screw 065.0036, Ø 3.8 mm, gingiva height 2.5 mm	
062.5029			For Dentsply® Sirona®, including screw 065.0036, Ø 3.8 mm, gingiva height 3.5 mm	
062.4982			For Dentsply® Sirona®, including screw 065.0036, Ø 4.5 mm, gingiva height 1.5 mm	
062.5030			For Dentsply® Sirona®, including screw 065.0036, Ø 4.5 mm, gingiva height 2.5 mm	
062.5031			For Dentsply® Sirona®, including screw 065.0036, Ø 4.5 mm, gingiva height 3.5 mm	
062.5032		WB Variobase® C	For Dentsply® Sirona®, including screw 065.0036, Ø 5.5 mm, gingiva height 0.75 mm	
062.4983			For Dentsply® Sirona®, including screw 065.0036, Ø 5.5 mm, gingiva height 1.5 mm	







3.20 BLC AND BLX SCREW-RETAINED ABUTMENTS

Art. No.	Image	Article	Description	Material
062.4722S		RB/WB Screw-retained Abutment	Straight, angulation 0°, Ø 4.6 mm, gingiva height 1.5 mm, sterile	TAN
062.4723S			Straight, angulation 0°, Ø 4.6 mm, gingiva height 2.5 mm, sterile	
062.4724S			Straight, angulation 0°, Ø 4.6 mm, gingiva height 3.5 mm, sterile	
062.4725S			Straight, angulation 0°, Ø 4.6 mm, gingiva height 4.5 mm, sterile	
Screw-retained Abutments 17°, sterile				
062.4733S		RB/WB Screw-retained Abutment	Angled, angulation 17°, Ø 4.6 mm, gingiva height 3.5 mm, sterile	TAN
062.4734S			Angled, angulation 17°, Ø 4.6 mm, gingiva height 4.5 mm, sterile	
062.4735S			Angled, angulation 17°, Ø 4.6 mm, gingiva height 5.5 mm, sterile	
Screw-retained Abutments 30°, sterile				
062.4743S		RB/WB Screw-retained Abutment	Angled, angulation 30°, Ø 4.6 mm, gingiva height 3.5 mm, sterile	TAN
062.4744S			Angled, angulation 30°, Ø 4.6 mm, gingiva height 4.5 mm, sterile	
062.4745S			Angled, angulation 30°, Ø 4.6 mm, gingiva height 5.5 mm, sterile	
Plan Abutment for Screw-retained Abutments				
025.0073V4		RB/WB Plan Abutment	For Screw-retained Abutments, angulation 0°, gingiva height 1.5/2.5/3.5/4.5 mm	POM
025.0074V4			For Screw-retained Abutments, angulation 17°, gingiva height 3.5/4.5/5.5 mm	
025.0075V4			For Screw-retained Abutments, angulation 30°, gingiva height 3.5/4.5/5.5 mm	
















Art. No.	Image	Article	Description	Material
Impression Posts (at abutment level) for Single Crown Restoration (engaging)				
025.2244		Impression Posts for Open-tray Impression	For Screw-retained Abutments, abutment level, Ø 4.6 mm	TAN
025.2246		Impression Posts for Closed-tray Impression		TAN/POM
Impression Posts (at abutment level) for Multi-Unit Restorations (non engaging)				
025.0012		Impression Posts for Open-tray Impression	For Screw-retained Abutments, abutment level, Ø 4.6 mm	TAN
025.0014		Impression Posts for Closed-tray Impression		TAN/POM
Digital Impression				
025.0081		Scanbody for Screw-retained Abutment	For Screw-retained Abutments, abutment level, including Retention screw, Ø 4.6 mm	Stainless steel
025.0008		Repositionable Analog	For Screw-retained Abutments, Ø 4.6 mm	
Analogs				
023.4756		Analog for Screw-retained Abutments Ø 4.6 mm	For Screw-retained Abutments Ø 4.6 mm, straight	TAN
025.0050			For Screw-retained Abutments Ø 4.6 mm, edentulous, straight	
023.4757			For Screw-retained Abutments Ø 4.6 mm, angled, angulation 17°/30°	
Lab Auxiliaries				
025.0005		Polishing Aid	For Screw-retained Abutments, Ø 4.6 mm	TAN
025.0005V4			Packaging 4 pieces	
025.0006		Lab Processing Screw	For Screw-retained Abutments, length 20 mm	Stainless steel
025.0052			For Screw-retained Abutments, length 10 mm	
Protective Caps				
024.4323-04		Protective Cap for Screw-retained Abutments Ø 4.6 mm	For Screw-retained Abutments Ø 4.6 mm, including screw 023.4763, height 5.1 mm, Ø 5.0 mm, packaging 4 pieces	PEEK/TAN
024.4324-04			For Screw-retained Abutments Ø 4.6 mm, including screw 023.4763, height 6.6 mm, Ø 5.0 mm, packaging 4 pieces	
024.4325-04			For Screw-retained Abutments Ø 4.6 mm, including screw 023.4763, height 8.1 mm, Ø 5.0 mm, packaging 4 pieces	
024.0020-04			For Screw-retained Abutments Ø 4.6 mm, including screw 023.4763, height 4.5 mm, wide, packaging 4 pieces	
Auxiliary Parts				
026.0016		Straumann® Planning Guide	Visual guide for tilted implant placement in Straumann Pro Arch™ cases	TAV/Ti
025.0009		Transfer And Alignment Pin	For Screw-retained Abutments	TAN
046.421		Hexagonal Screwdriver	For Straumann® Planning Guide, length 30 mm	Stainless steel



















Art. No.	Image	Article	Description	Material
Variobase® Copings				
023.0028		Variobase® for Bridge/Bar Cylindrical Coping for Screw-retained Abutments Ø4.6 mm	For Screw-retained Abutments Ø4.6 mm, including screw 023.4763 and Cementation Aid 3, Ø5.1 mm, height 4 mm	TAN
023.0032		Burn-out Coping	For Variobase® for Bridge/Bar Cylindrical, Coping Screw-retained Abutment Ø4.6 mm, Ø5.1 mm, height 11.1 mm	POM
023.0032V4			Packaging 4 pieces	
023.0038		Variobase® XC for Crown Coping	For Screw-retained Abutments, Ø4.6 mm, H 7 mm	TAN
023.0040		Variobase® XC for Bridge/Bar Coping		
023.0041		Variobase® XC for Bridge/Bar AS Coping		
Titanium Copings				
023.4747		Coping for Screw-retained Abutments Ø4.6 mm	For Screw-retained Abutments Ø4.6 mm, for crowns, including screw 023.4763, height 11 mm	Ti
023.4751			For Screw-retained Abutments Ø4.6 mm, for bridges, including screw 023.4763, height 11 mm	
024.0023		Temporary Coping for Screw-retained Abutments Ø4.6 mm	For Screw-retained Abutments Ø4.6 mm, for crowns, including screw 023.4763, height 11.5 mm	TAN
024.0024			For Screw-retained Abutments Ø4.6 mm, for bridges, including screw 023.4763, height 11.5 mm	
Gold Copings				
023.4753		Coping for Screw-retained Abutments	For Screw-retained Abutments Ø4.6 mm, for crowns, including screw 023.4763, alloy weight 0.440 g	Ceramicor®/ POM
023.4754			For Screw-retained Abutments Ø4.6 mm, for bridges, including screw 023.4763, alloy weight 0.469 g	
Bar Gold Coping Ø4.6 mm				
023.4755		Coping for Screw-retained Abutments	For Screw-retained Abutments Ø4.6 mm, for bars, including screw 023.4763, alloy weight 0.744 g, height 5.5 mm	Ceramicor®
Bar Titanium Coping Ø4.6 mm				
023.4752		Coping for Screw-retained Abutments	For Screw-retained Abutments Ø4.6 mm, including screw 023.4763, height 5.5 mm	Ti
Bar Burn-out Coping for Ø4.6 mm				
023.4758		Burn-out Coping for Screw-retained Abutments	For Screw-retained Abutments Ø4.6 mm, for bridges and bars, including screw 023.4763, height 11 mm	POM

3.21 BLC AND BLX PRE-MILLED ABUTMENT BLANKS

Art. No.	Image	Article	Description	Material
062.4601		RB/WB Pre-milled Abutment Blank	For MEDENTiKA Holder, Ø 11.5 mm	TAN
062.4602			For MEDENTiKA Holder, Ø 15.8 mm	
062.4603			For M-Series, Ø 12 mm	
062.4605		WB Pre-milled Abutment Blank	For MEDENTiKA Holder, Ø 11.5 mm	
062.4606			For MEDENTiKA Holder, Ø 15.8 mm	
062.4607			For M-Series, Ø 12 mm	




3.22 BLC AND BLX NOVALOC® ABUTMENTS

Art. No.	Image	Article	Description	Material
Novaloc® Abutments 0°				
062.4501		RB/WB Novaloc®	Straight, angulation 0°, Ø 3.8 mm, gingiva height 1.5 mm	TAV/ADLC
062.4502			Straight, angulation 0°, Ø 3.8 mm, gingiva height 2.5 mm	
062.4503			Straight, angulation 0°, Ø 3.8 mm, gingiva height 3.5 mm	
062.4504			Straight, angulation 0°, Ø 3.8 mm, gingiva height 4.5 mm	
062.4505			Straight, angulation 0°, Ø 3.8 mm, gingiva height 5.5 mm	
062.4506			Straight, angulation 0°, Ø 3.8 mm, gingiva height 6.5 mm	
Novaloc® Abutments 15°				
062.4507		RB/WB Novaloc®	Angled, angulation 15°, Ø 3.8 mm, gingiva height 2.5 mm	TAV/ADLC
062.4508			Angled, angulation 15°, Ø 3.8 mm, gingiva height 3.5 mm	
062.4509			Angled, angulation 15°, Ø 3.8 mm, gingiva height 4.5 mm	
062.4510			Angled, angulation 15°, Ø 3.8 mm, gingiva height 5.5 mm	
062.4511			Angled, angulation 15°, Ø 3.8 mm, gingiva height 6.5 mm	
062.4512			Angled, angulation 15°, Ø 3.8 mm, gingiva height 7.5 mm	
Impression-taking/Master Cast Fabrication				
2010.722-NOV		Novaloc® Impression Coping	Red, packaging 4 pieces	PEEK
2010.721-NOV		Novaloc® Model Analog	Blue, packaging 4 pieces	Al
2010.720-NOV			Red, angled, angulation 15°, packaging 4 pieces	

Art. No.	Image	Article	Description	Material
Processing Packages				
2010.601-NOV		Novaloc® Processing Package Titanium	Includes: 2010.701-NOV Matrix Housing, titanium (including Processing Insert), 2 pieces 2010.711-NOV Retention Insert, white (light), 2 pieces 2010.712-NOV Retention Insert, yellow (medium), 2 pieces 2010.713-NOV Retention Insert, green (strong), 2 pieces 2010.724-NOV Processing Collar, silicone, 2 pieces	Ti/POM/PEEK/Silicone
2010.611-NOV		Novaloc® Processing Package PEEK	Includes: 2010.702-NOV Matrix Housing, PEEK (including Processing Insert), 2 pieces 2010.711-NOV Retention Insert, white (light), 2 pieces 2010.712-NOV Retention Insert, yellow (medium), 2 pieces 2010.713-NOV Retention Insert, green (strong), 2 pieces 2010.724-NOV Processing Collar, silicone, 2 pieces	PEEK/POM/Silicone
Retention Inserts				
2010.710-NOV		Novaloc® Retention Insert	Red, extra-light, approx. 300 g, packaging 4 pieces	PEEK
2010.711-NOV			White, light, approx. 750 g, packaging 4 pieces	
2010.712-NOV			Yellow, medium, approx. 1200 g, packaging 4 pieces	
2010.713-NOV			Green, strong, approx. 1650 g, packaging 4 pieces	
2010.714-NOV			Blue, extra-strong, approx. 2050 g, packaging 4 pieces	
2010.715-NOV			Black, ultra-strong, approx. 2450 g, packaging 4 pieces	
Matrix Housings				
2010.701-NOV		Novaloc® Matrix Housing, Titanium	Including Processing Insert, packaging 4 pieces	Ti/POM
2010.702-NOV		Novaloc® Matrix Housing, PEEK		PEEK/POM
2010.703-NOV		Novaloc® Matrix Housing, Extended		Ti/POM
Tools and Auxiliary Parts				
2010.101-NOV		Novaloc® Equipment Box	Including 3 Instruments: 2010.731-NOV Novaloc® Processing Insert Removal Instrument (blue), 2010.741-NOV Novaloc® Retention Insert Instrument (brown), 2010.751-NOV Novaloc® Matrix Housing Extraction Instrument (gray)	
2010.723-NOV		Novaloc® Block Out Spacer	White, packaging 4 pieces	POM
2010.724-NOV		Novaloc® Processing Collar	White, packaging 10 pieces	Silicone
2010.725-NOV		Novaloc® Processing Insert	White, packaging 4 pieces	POM
2010.731-NOV		Novaloc® Processing Insert Removal Instrument	Blue	Al/Stainless steel
2010.741-NOV		Novaloc® Retention Insert Instrument	Brown	
2010.751-NOV		Novaloc® Matrix Housing Extraction Instrument	Gray	

4. TLC AND TLX PROSTHETIC COMPONENTS







4.1 TLC AND TLX CLOSURE CAPS













Art. No.	Image	Article	Dimensions	Material
036.3200S		NT/RT/WT Closure Cap	Ø2.7 mm, H 0 mm	Titanium
036.0201S		NT Closure Cap	Ø4 mm, H 1.5 mm	
036.1201S		RT Closure Cap	Ø5.5 mm, H 1.5 mm	

4.2 TLC AND TLX HEALING CAPS




Art. No.	Image	Article	Dimensions	Material
036.0203S		NT Healing Cap	Ø4 mm, H 3 mm	Titanium
036.0204S		NT Healing Cap	Ø4 mm, H 4.5 mm	
036.1202S		RT Healing Cap	Ø5.5 mm, H 2 mm	
036.1203S		RT Healing Cap	Ø5.5 mm, H 3 mm	
036.1204S		RT Healing Cap	Ø5.5 mm, H 4.5 mm	
036.2202S		WT Healing Cap	Ø7.2 mm, H 2 mm	
036.2203S		WT Healing Cap	Ø7.2 mm, H 3 mm	
036.2204S		WT Healing Cap	Ø7.2 mm, H 4.5 mm	

4.3 TLC AND TLX IMPRESSION COMPONENTS





Art. No.	Image	Article	Dimensions	Material
036.0000		NT Impression Post Open Tray	Short, including guide screw, H 15 mm	TAN
036.1000		RT Impression Post Open Tray		
036.2000		WT Impression Post Open Tray		
036.0001		NT Impression Post Open Tray	Long, including guide screw, H 21 mm	
036.1001		RT Impression Post Open Tray		
036.2001		WT Impression Post Open Tray		

Art. No.	Image	Article	Dimensions	Material
036.0002		NT Impression Post Closed Tray	With 1 guide screw & 2 caps	TAN/POM
036.1002		RT Impression Post Closed Tray		
036.2002		WT Impression Post Closed Tray		
065.0140		NT Impression Post Open Tray	Short, incl. guide screw, H 15 mm, non-engaging	TAN
065.0141		RT Impression Post Open Tray		
065.0142		WT Impression Post Open Tray		
065.0137		NT Impression Post Open Tray	Long, incl. guide screw, H 21 mm, non-engaging	
065.0138		RT Impression Post Open Tray		
065.0139		WT Impression Post Open Tray		
065.0143		NT Impression Post Closed Tray	With 1 guide screw & 2 caps, non-engaging	TAN/POM
065.0144		RT Impression Post Closed Tray		
065.0145		WT Impression Post Closed Tray		







4.4 TLC AND TLX IMPLANT ANALOGS

Art. No.	Image	Article	Dimensions	Material
036.0100		NT Implant Analog	L 12 mm	TAN
036.0102		RT Implant Analog		
036.1100		WT Implant Analog		



4.5 TLC AND TLX DIGITAL IMPRESSION

Art. No.	Image	Article	Dimensions	Material
036.1102		NT Repositionable Implant Analog		Stainless steel
036.2100		RT Repositionable Implant Analog		
036.2102		WT Repositionable Implant Analog		
036.3230		Scanbody NR/RT/WT	Ø 4.0 mm, H 10 mm	







4.6 TLC AND TLX TEMPORARY ABUTMENTS

Art. No.	Image	Article	Dimensions	Material
037.0000		NT Temporary Abutment, for Crown	H 10.3 mm	TAN
037.1000		RT Temporary Abutment, for Crown		
037.2000		WT Temporary Abutment, for Crown		
037.0001		NT Temporary Abutment, for Bridge		
037.1001		RT Temporary Abutment, for Bridge		
037.2001		WT Temporary Abutment, for Bridge		














4.7 TLC AND TLX REPLACEMENT SCREWS

Art. No.	Image	Article	Dimensions	Material
036.3110		NT/RT/WT Basal Screw		TAN
036.3111		NT/RT/WT Basal Screw AS		







4.8 TLC AND TLX VARIOBASE® FOR CROWN

Art. No.	Image	Article	Dimensions	Material
Abutments				
037.0201		NT Variobase® for Crown including Screw	Ø 4 mm, AH 5.5 mm	TAN
037.1201		RT Variobase® for Crown including Screw	Ø 5 mm, AH 6 mm	
037.2201		WT Variobase® for Crown including Screw	Ø 7 mm, AH 6.5 mm	
Burn-out Copings				
037.0211		NT Burn-out Coping for Variobase® for Crown	AH 5.5 mm	POM
037.0211V4		NT Burn-out Coping for Variobase® for Crown		
037.1211		RT Burn-out Coping for Variobase® for Crown	AH 6 mm	
037.1211V4		RT Burn-out Coping for Variobase® for Crown		
037.2211		WT Burn-out Coping for Variobase® for Crown	AH 6.5 mm	
037.2211V4		WT Burn-out Coping for Variobase® for Crown		







4.9 TLC AND TLX VARIOBASE® FOR CROWN AS

Art. No.	Image	Article	Dimensions	Material
Abutments				
037.0203		NT Variobase® for Crown AS including Screw	Ø 4 mm, AH 6.5 mm	TAN
037.1203		RT Variobase® for Crown AS including Screw	Ø 5 mm, AH 7 mm	
037.2203		WT Variobase® for Crown AS including Screw	Ø 7 mm, AH 7.5 mm	
Burn-out Copings				
037.0212		NT Burn-out Coping 25°, for Variobase® for Crown AS	AH 6.5 mm	POM
037.1212		RT Burn-out Coping 25°, for Variobase® for Crown AS	AH 7 mm	
037.2212		WT Burn-out Coping 25°, for Variobase® for Crown AS	AH 7.5 mm	
Instruments and Accessories				
046.786		AS Screwdriver for Ratchet, extra-short	L 15 mm	TAN
046.787		AS Screwdriver for Ratchet, short	L 21 mm	
046.788		AS Screwdriver for Ratchet, long	L 27 mm	
046.789		AS Screwdriver for Handpiece, extra-short	L 20 mm	
046.790		AS Screwdriver for Handpiece, short	L 26 mm	
046.791		AS Screwdriver for Handpiece, long	L 32 mm	
046.792		AS Screwdriver Handling Aid		







4.10 TLC AND TLX VARIOBASE® FOR BRIDGE/BAR CYLINDRICAL

Art. No.	Image	Article	Dimensions	Material
Abutments				
037.0204		NT Variobase® for Bridge/Bar Cylindrical including Screw	AH 3.5 mm	TAN
037.1204		RT Variobase® for Bridge/Bar Cylindrical including Screw	AH 4.0 mm	
037.2204		WT Variobase® for Bridge/Bar Cylindrical including Screw	AH 4.5 mm	
Burn-out Copings				
037.0213		NT Burn-out Coping for Variobase® for Bridge/Bar	AH 3.5 mm	POM
037.0213V4				
037.1213		RT Burn-out Coping for Variobase® for Bridge/Bar	AH 4 mm	
037.1213V4				
037.2213		WT Burn-out Coping for Variobase® for Bridge/Bar	AH 4.5 mm	
037.2213V4				







4.11 TLC AND TLX VARIOBASE® XC FOR CROWN

Art. No.	Image	Article	Dimensions	Material
062.5025		NT Variobase® XC for Crown	Incl. screw, Ø 4 mm, AH 7 mm	TAN
062.5026		RT Variobase® XC for Crown	Incl. screw, Ø 5 mm, AH 7 mm	
062.5027		WT Variobase® XC for Crown	Incl. screw, Ø 7 mm, AH 7 mm	
065.0109		NT Burn-out Coping	For Variobase® XC for Crown	POM
065.0110		RT Burn-out Coping	For Variobase® XC for Crown	
065.0111		WT Burn-out Coping	For Variobase® XC for Crown	







4.12 TLC AND TLX VARIOBASE® XC FOR CROWN AS

Art. No.	Image	Article	Dimensions	Material
062.5014		NT Variobase® XC for Crown AS	Incl. screw, Ø 4 mm, AH 7 mm	TAN
062.5015		RT Variobase® XC for Crown AS	Incl. screw, Ø 5 mm, AH 7 mm	
062.5016		WT Variobase® XC for Crown AS	Incl. screw, Ø 7 mm, AH 7 mm	
065.0114		NT Burn-out Coping	For Variobase® XC for Crown AS	POM
065.0115		RT Burn-out Coping	For Variobase® XC for Crown AS	
065.0116		WT Burn-out Coping	For Variobase® XC for Crown AS	




4.13 TLC AND TLX VARIOBASE® XC FOR BRIDGE/BAR

Art. No.	Image	Article	Dimensions	Material
062.5003		NT Variobase® XC for Bridge/Bar	Incl. screw, Ø 4 mm, AH 7 mm	TAN
062.5004		RT Variobase® XC for Bridge/Bar	Incl. screw, Ø 5 mm, AH 7 mm	
062.5005		WT Variobase® XC for Bridge/Bar	Incl. screw, Ø 7 mm, AH 7 mm	
065.0117		NT Burn-out Coping	For Variobase® XC for Bridge/Bar	POM
065.0118		RT Burn-out Coping	For Variobase® XC for Bridge/Bar	
065.0119		WT Burn-out Coping	For Variobase® XC for Bridge/Bar	




4.14 TLC AND TLX VARIOBASE® XC FOR BRIDGE/BAR AS

Art. No.	Image	Article	Dimensions	Material
062.4992		NT Variobase® XC for Bridge/Bar AS	Incl. screw, Ø 4.2mm, AH 7mm	TAN
062.4993		RT Variobase® XC for Bridge/Bar AS	Incl. screw, Ø 5mm, AH 7mm	
062.4994		WT Variobase® XC for Bridge/Bar AS	Incl. screw, Ø 7mm, AH 7mm	
065.0120		NT Burn-out Coping	For Variobase® XC for Bridge/Bar AS, POM	POM
065.0121		RT Burn-out Coping	For Variobase® XC for Bridge/Bar AS, POM	
065.0122		WT Burn-out Coping	For Variobase® XC for Bridge/Bar AS, POM	







4.15 TLC AND TLX VARIOBASE® C

Art. No.	Image	Article	Dimensions	Material
Abutments				
037.0205		NT Variobase® C		TAN
037.1205		RT Variobase® C		
037.2205		WT Variobase® C		




4.16 TLC AND TLX CEMENTABLE ABUTMENTS

Art. No.	Image	Article	Dimensions	Material
Abutments				
037.0100		NT Cementable Abutment straight 0°, for crowns/bridges	AH 5.7 mm	TAN
037.1100		RT Cementable Abutment straight 0°, for crowns/bridges		
037.2100		WT Cementable Abutment straight 0°, for crowns/bridges	AH 6 mm	
037.0101		NT Cementable Abutment angled 15°		
037.1101		RT Cementable Abutment, angled 15°		
037.2101		WT Cementable Abutment, angled 15°		
Burn-out Copings				
037.0110		NT Burn-out Coping, for cementable abutment straight 0° for crown	AH 6.2 mm	POM
037.1110		RT Burn-out Coping, for cementable abutment straight 0° for crown		
037.2110		WT Burn-out Coping, for cementable abutment straight 0° for crown	AH 6.5 mm	
037.0112		NT Burn-out Coping, for cementable abutment angled 15° for crowns & bridges		
037.1112		RT Burn-out Coping, for cementable abutment angled 15° for crowns & bridges		
037.2112		WT Burn-out Coping, for cementable abutment angled 15° for crowns & bridges	AH 6.2 mm	
037.0111		NT Burn-out Coping, for cementable abutment straight 0° for bridge		
037.1111		RT Burn-out Coping, for cementable abutment straight 0° for bridge	AH 6.5 mm	
037.2111		WT Burn-out Coping, for cementable abutment straight 0° for bridge		

4.17 TLC AND TLX GOLD ABUTMENTS

Art. No.	Image	Article	Dimensions	Material
037.0300		NT Gold Abutment, crown	H 3 mm	Ceramicor®/POM
037.1300		RT Gold Abutment, crown	H 3.6 mm	
037.2300		WT Gold Abutment, crown	H 4 mm	
037.0301		NT Gold Abutment, bridge	H 3 mm	
037.1301		RT Gold Abutment, bridge	H 3.6 mm	
037.2301		WT Gold Abutment, bridge	H 4 mm	

4.18 TLC AND TLX PRE-MILLED ABUTMENT BLANKS

Art. No.	Image	Article	Dimensions	Material
037.0600		NT Pre-Milled Abutment Blank for MEDENTiKA® Holder	∅ 11.5 mm	TAN
037.1600		RT Pre-Milled Abutment Blank for MEDENTiKA® Holder		
037.2600		WT Pre-Milled Abutment Blank for MEDENTiKA® Holder		
037.0601		NT Pre-Milled Abutment Blank for MEDENTiKA® Holder	∅ 15.8 mm	
037.1601		RT Pre-Milled Abutment Blank for MEDENTiKA® Holder		
037.2601		WT Pre-Milled Abutment Blank for MEDENTiKA® Holder		
037.0610		NT Pre-Milled Abutment Blank for CARES®	∅ 12 mm	
037.1610		RT Pre-Milled Abutment Blank for CARES®		
037.2610		WT Pre-Milled Abutment Blank for CARES®		

4.19 TLC AND TLX NOVALOC® ABUTMENTS

Art. No.	Image	Article	Dimensions	Material
Novaloc®, straight				
037.0500		NT Novaloc® ADLC, straight 0°	H1	TAV
037.1500		RT Novaloc® ADLC, straight 0°		
037.2500		WT Novaloc® ADLC, straight 0°		
037.0501		NT Novaloc® ADLC, straight 0°	H2	
037.1501		RT Novaloc® ADLC, straight 0°		
037.2501		WT Novaloc® ADLC, straight 0°		
037.0502		NT Novaloc® ADLC, straight 0°	H3	
037.1502		RT Novaloc® ADLC, straight 0°		
037.2502		WT Novaloc® ADLC, straight 0°		
037.0503		NT Novaloc® ADLC, straight 0°	H4	
037.1503		RT Novaloc® ADLC, straight 0°		
037.2503		WT Novaloc® ADLC, straight 0°		
037.0504		NT Novaloc® ADLC, straight 0°	H5	
037.1504		RT Novaloc® ADLC, straight 0°		
037.2504		WT Novaloc® ADLC, straight 0°		
037.0505		NT Novaloc® ADLC, straight 0°	H6	
037.1505		RT Novaloc® ADLC, straight 0°		
037.2505		WT Novaloc® ADLC, straight 0°		
Novaloc®, angled				
037.0510		NT Novaloc® ADLC, angled 15°	H2	
037.1510		RT Novaloc® ADLC, angled 15°	H2	
037.2510		WT Novaloc® ADLC, angled 15°	H2	
037.0511		NT Novaloc® ADLC, angled 15°	H3	
037.1511		RT Novaloc® ADLC, angled 15°	H3	
037.2511		WT Novaloc® ADLC, angled 15°	H3	
037.0512		NT Novaloc® ADLC, angled 15°	H4	
037.1512		RT Novaloc® ADLC, angled 15°	H4	
037.2512		WT Novaloc® ADLC, angled 15°	H4	
037.0513		NT Novaloc® ADLC, angled 15°	H5	
037.1513		RT Novaloc® ADLC, angled 15°	H5	
037.2513		WT Novaloc® ADLC, angled 15°	H5	
037.0514		NT Novaloc® ADLC, angled 15°	H6	
037.1514		RT Novaloc® ADLC, angled 15°	H6	
037.2514		WT Novaloc® ADLC, angled 15°	H6	

Art. No.	Image	Article	Dimensions	Material
Auxiliaries*				
2010.721-STM		Novaloc® Model Analog, blue, 4 pcs		Aluminum
2010.720-STM		Novaloc® Model Analog - Angled 15°, red, 4 pcs		
2010.722-STM		Novaloc® Impression Coping, red, 4 pcs		PEEK
Retention Inserts*				
2010.601-STM		Novaloc® Processing Package		
		Matrix Housing (including Processing Insert), 2 pcs		Titanium / POM
		Retention Insert White - Light, 2 pcs	Light, approx. 750g	PEEK
		Retention Insert Yellow - Medium, 2 pcs	Medium, approx. 1200g	
		Retention Insert Green - Strong, 2 pcs	Strong, approx. 1650g	
Processing Collar, 2 pcs		Silicone		
2010.611-STM		Novaloc® Processing Package PEEK		
		Matrix Housing PEEK (including Processing Insert), 2 pcs		PEEK / POM
		Retention Insert White - Light, 2 pcs	Light, approx. 750g	
		Retention Insert Yellow - Medium, 2 pcs	Medium, approx. 1200g	
		Retention Insert Green - Strong, 2 pcs	Strong, approx. 1650g	
Processing Collar, 2 pcs		Silicone		
2010.710-STM		Novaloc® Retention Insert Red - Extra-Light, 4 pcs	Extra-light, approx. 300g	PEEK
2010.711-STM		Novaloc® Retention Insert White - Light, 4 pcs	Light, approx. 750g	
2010.712-STM		Novaloc® Retention Insert Yellow - Medium, 4 pcs	Medium, approx. 1200g	
2010.713-STM		Novaloc® Retention Insert Green - Strong, 4 pcs	Strong, approx. 1650g	
2010.714-STM		Novaloc® Retention Insert Blue - Extra-Strong, 4 pcs	Extra-strong, approx. 2100g	
2010.715-STM		Novaloc® Retention Insert Black - Ultra-Strong, 4 pcs	Ultra-strong, approx. 2550g	
Auxiliaries*				
2010.701-STM		Novaloc® Matrix Housing (including Processing Insert), 4 pcs		Titanium / POM
2010.702-STM		Novaloc® Matrix Housing PEEK (including Processing Insert), 4 pcs		PEEK / POM
2010.703-STM		Novaloc® Matrix Housing - Extended (including Processing Insert), 4 pcs		Titanium / POM



Dentalia d.o.o.,
Celovška cesta 201,
1000 Ljubljana

International Headquarters

Institut Straumann AG
Peter Merian-Weg 12
CH-4002 Basel, Switzerland
Phone +41 (0)61 965 11 11
Fax +41 (0)61 965 11 01
www.straumann.com